



Metamatrix

3425 Corporate Way
Duluth, GA 30096

Accession Number: **A0907240004**

Reference Number:

Patient: **Sample Report**

Age: 47 *Sex:* Male

Date of Birth: 02/05/1962

Date Collected: 7/23/09

Date Received: 7/24/09

Report Date: 7/24/09

Telephone: (770) 446-4583

Fax: (770) 441-2237

Reprinted: 8/4/09

Comment:

2120 Gastrointestinal Function Chemistries Profile

Reference ranges for cholesterol, triglycerides, LCFAs and Total Fat are based on patient samples that have been collected in DNA extraction buffer (white top tube).

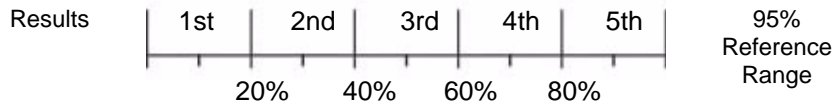
Metamatrix

3425 Corporate Way
Duluth, GA 30096

2120 Gastrointestinal Function Chemistries Profile

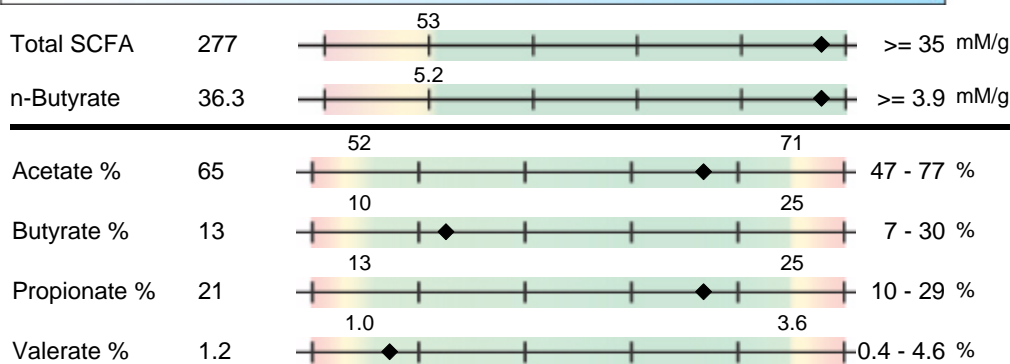
Methodology: DNA Analysis, GC/MS, Microscopic, Colorimetric, Automated Chemistry, ELISA

Percentile Ranking by Quintile



Consistency = Formed/Norma

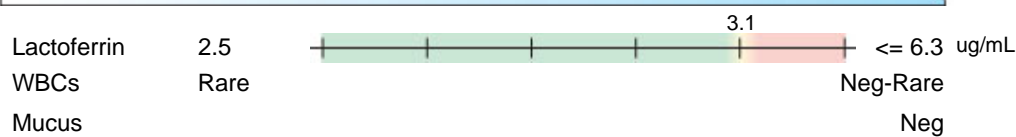
Beneficial SCFA



Beneficial SCFA

Short chain fatty acids (SCFA) are produced by bacterial fermentation of dietary polysaccharides and fiber. The product, N-butyrate, is taken up and used to sustain the normal activity of colonic epithelial cells. Butyrate has been shown to lower the risk of colitis and colorectal cancer. A healthy balance of GI microbes depends on production of SCFA by or specie to allow the normal growth of another one in a complex cross-feeding network.

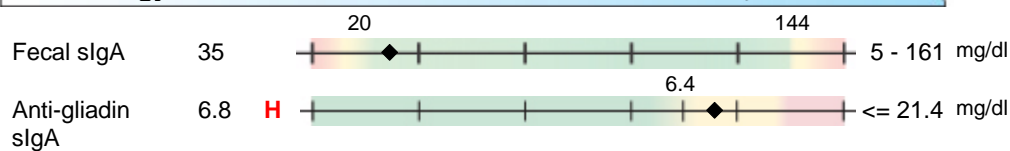
Inflammation



Inflammation

Lactoferrin, an iron-binding glycoprotein, is released in IBD but not in non-inflammatory IBS. High levels are found in Crohn's, UC or infection. WBC's are elevated in general inflammation/infection. Mucus is often visualized in acute GI inflammation.

Immunology



Immunology

High fecal IgA indicates immune system reactions to the presence of antigens from bacteria, yeast or other microbes. Low IgA can result from stress or malnutrition. Anti-gliadin IgA is a screening marker for gluten sensitivity.

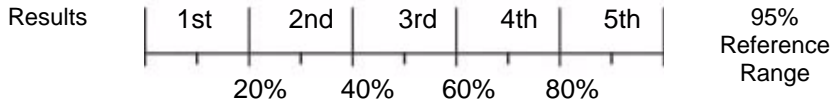
Metamatrix

3425 Corporate Way
 Duluth, GA 30096

2120 Gastrointestinal Function Chemistries Profile


Methodology: DNA Analysis, GC/MS, Microscopic, Colorimetric, Automated Chemistry, ELISA

Percentile Ranking by Quintile



Consistency = Formed/Norma

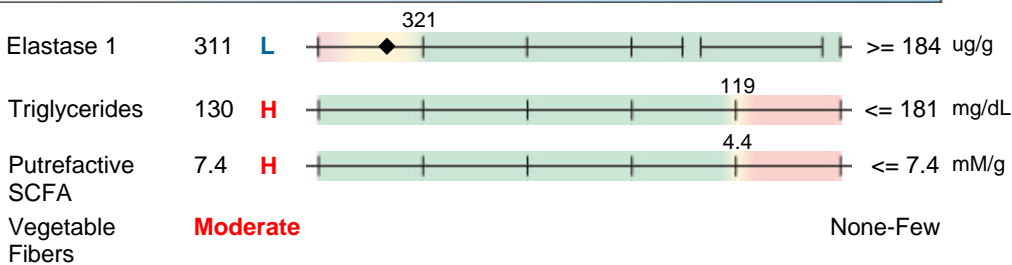
Additional Tests



Additional Tests

pH is influenced by numerous factors, but is strongly related to the bacterial release of pH-lowering organic acids and pH-raising ammonia. Positive **occult blood** can signify GI tract bleeding, as can elevated **RBCs**. **Color** (other than brown) abnormalities can be due to upper GI bleeding, or bile duct blockage, steatorrhea or antibiotic use.


Digestion



Digestion

Pancreatic elastase 1 levels below the reference limits are strongly correlated with pancreatic insufficiency. High triglycerides signal fat maldigestion. Putrefactive SCFA are a result of bacterial fermentation of undigested protein. High numbers of vegetable fibers indicate maldigestion.

Absorption



Absorption

High **LCFA** indicates fat malabsorption due to pancreatic or biliary insufficiency, or acute bacterial infection that produces intestinal cell destruction. High total fat usually signals malabsorption, as does elevated fecal cholesterol.

UC** = Unable to Calculate

These test results are not for the diagnosis of disease. They are intended to provide nutritional guidelines to qualified healthcare professionals with full knowledge of patient history and concerns to assist in their design of an appropriate healthcare program.